

# What could our outdoor reading area be made from?

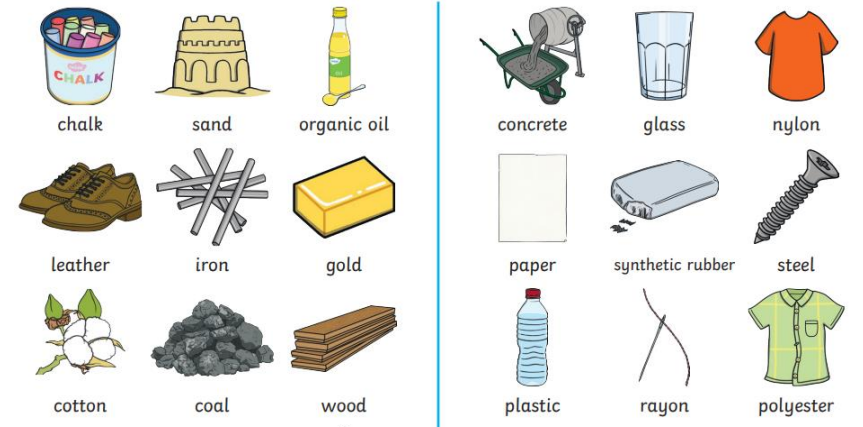
## KNOWLEDGE ORGANISER

VOCABULARY	
<b>Natural</b>	Existing in nature
<b>Man-made</b>	Made by human beings
<b>old</b>	Belonging in the past
<b>new</b>	Made recently
<b>Modern</b>	Relating to present or recent times
<b>Strong</b>	Not easy to break or harm
<b>Waterproof</b>	Not letting water through
<b>Durable</b>	Lasting a long time
<b>suitable</b>	Right for the situation or purpose
<b>experiment</b>	a carefully planned test to find out something that is unknown

### Materials



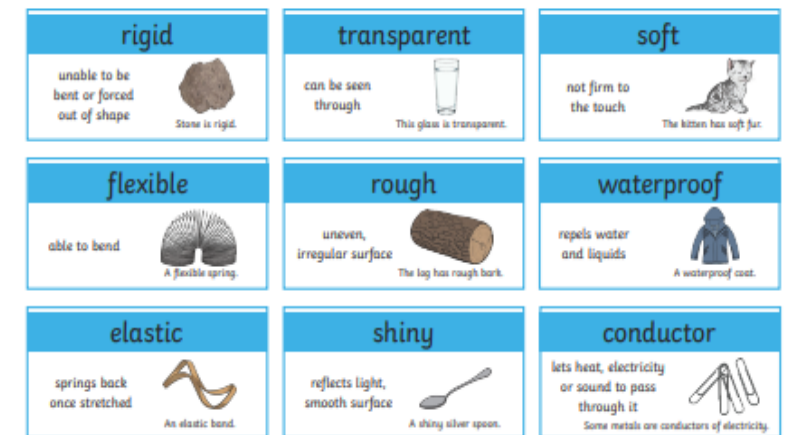
### Natural and Human-Made Materials



### Properties of Materials



### Properties of Materials



### MAKING LINKS TO PREVIOUS LEARNING GOLDEN VOCABULARY (year 1)

<b>material</b>	The matter from which something is made from.
<b>purpose</b>	The reason why something is done or used.
<b>fixing</b>	The action of fastening something in place.
<b>strengthen</b>	To make or become stronger.

### What should I know by the end of the unit?


- I can name the properties of materials and understand why some are more suitable than others
- I understand why materials need to be joined together and how this can be done
- I understand how some materials can be squashed, bent, twisted and stretched while others cannot.
- I can compare the suitability of different materials for particular uses.
- I can gather and record data to help me answer questions.
- Communicate ideas and generate models.
- Choose and use tools and materials to make a model.

# Assessment

Question 1: Tick the properties that we need for our outdoor reading area.

<b>Durable</b>	
<b>Waterproof</b>	
<b>Strong</b>	
<b>Flexible</b>	

Question 2: Tick the materials that are man-made



Question 3: Why would paper be a bad material to make our outdoor reading area?

Question 4: Name something in the classroom that is made from more than one material.

Question 5: What is the best way to join 2 pieces of wood?